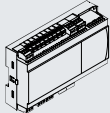
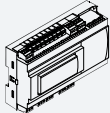



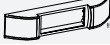




Ordering

The list contains the components that make up an AK-CC55 Single Coil setup. For other Danfoss products mentioned in the document, such as sensors and valves, refer to relevant product documentation.

Table 55: Ordering

Type	Symbol	Function	Code no.
AK-CC55 Single Coil		Case controller for one AKV valve	084B4082
AK-CC55 Single Coil UI		Case controller for one AKV valve Integrated display with control buttons	084B4083
AK-UI55 Info		External display	084B4077
AK-UI55 Bluetooth		External display with Bluetooth operation	084B4075
AK-UI55 Set		External display with control buttons	084B4076
AK-UI55 Mounting Base		Mounting kit for display types: AK-UI55 Set, AK-UI55 Bluetooth, AK-UI55 Info	084B4099
AK-UI cable		External display cable with RJ12 connector. 3 m	084B4078
AK-UI cable		External display cable with RJ12 connector. 6 m	084B4079
AK-OB55 Lon		Data communication module Lon Can be mounted in Single Coil and Multi Coil versions	084B4070
MMIMYK		Gateway between AK-CC55 and PC installed with KoolProg software	080G0073

844078