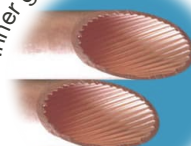


HEA SERIES EVAPORATOR EVAPORADORES SERIE HEA



Inner grooved copper tube

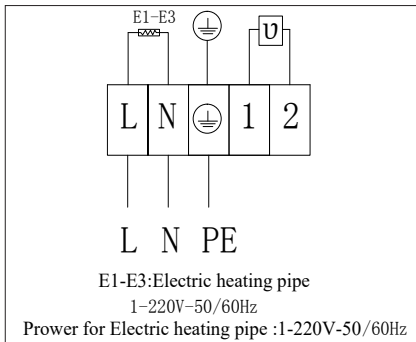


2024 EDITION

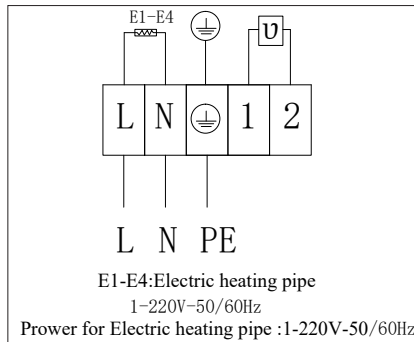
HEA SERIES EVAPORATOR

EVAPORADORES SERIE HEA

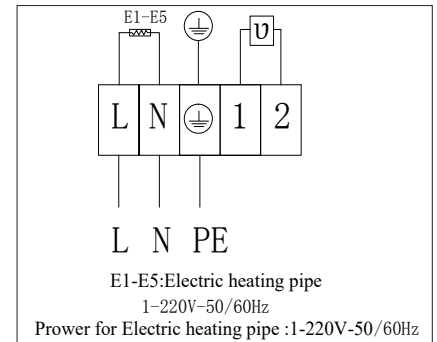
Defrost heating circuit diagram:/ Diagrama del circuito de calentamiento de descongelamiento:



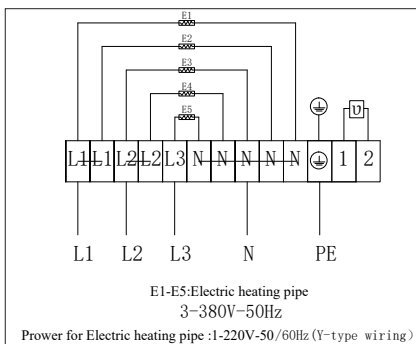
HEA 250 D



HEA 300 D

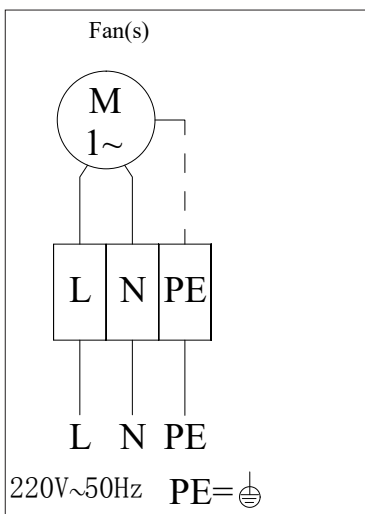


HEA 350/400 D



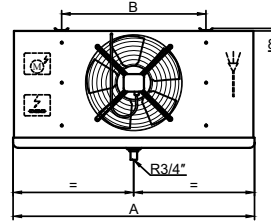
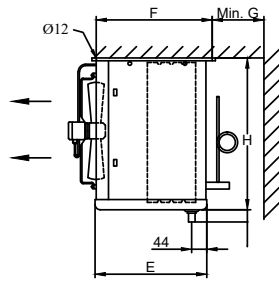
HEA 400/450 D

Fan motor circuit diagram:/ Diagrama del circuito del motor del ventilador:

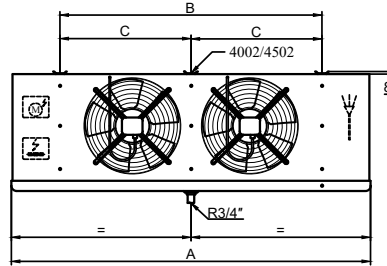


HEA SERIES EVAPORATOR

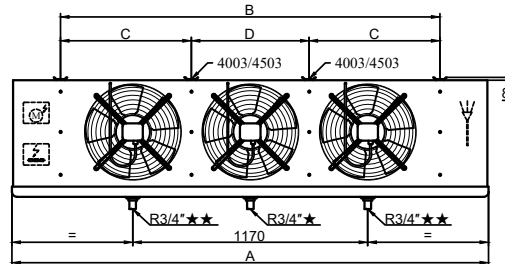
EVAPORADORES SERIE HEA



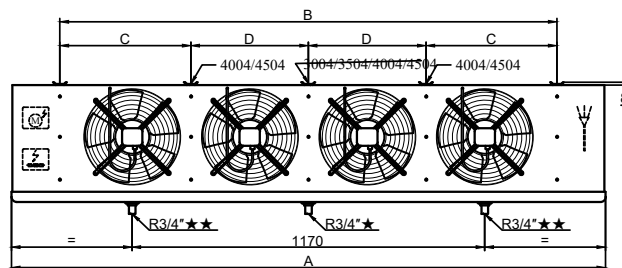
HEA
2501/3001/3501/4001/4501



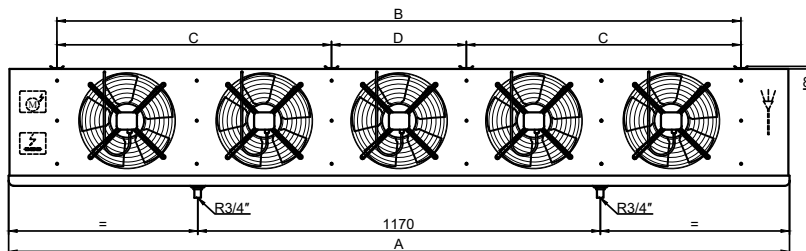
HEA
2502/3002/3502/4002/4502



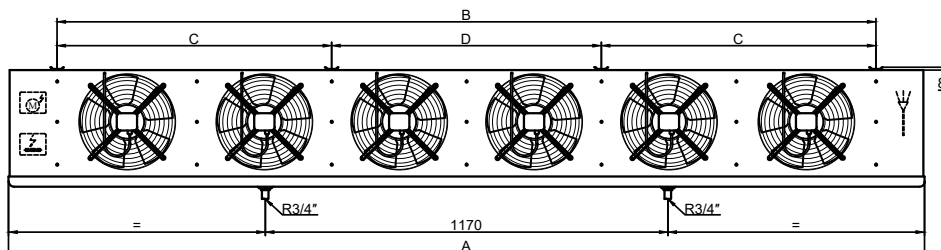
HEA
★2503/3003/3503/4003
★★4503



HEA
★2504/3004/3504
★★4004/4504



HEA
2505/3005/3505



HEA
2506/3006/3506

HEA SERIES EVAPORATOR

EVAPORADORES SERIE HEA

Model / Modelo	Dimensions/Dimensiones(mm)							
	A	B	C	D	E	F	G	H
HEA 2501...	702	420			375	507	200	350
HEA 2502...	1094	812			375	507	200	350
HEA 2503...	1486	1204			375	507	200	350
HEA 2504...	1878	1596	798		375	507	200	350
HEA 2505...	2270	1988	798	784	375	507	200	350
HEA 2506...	2662	2380	798	784	375	507	250	360
HEA 3001...	702	420			375	507	200	460
HEA 3002...	1094	812			375	507	200	460
HEA 3003...	1486	1204			375	507	250	460
HEA 3004...	1878	1596	798		375	507	250	460
HEA 3005...	2270	1988	798	784	375	507	250	460
HEA 3006...	2662	2380	798	784	375	507	300	470
HEA 3501...	702	420			455	507	200	460
HEA 3502...	1094	812			455	507	200	460
HEA 3503...	1486	1204			455	507	250	460
HEA 3504...	1878	1596	798		455	507	250	460
HEA 3505...	2270	1988	798	784	455	507	250	460
HEA 3506...	2662	2380	798	784	455	507	300	460
HEA 4001...	912	630			375	507	250	530
HEA 4002...	1486	1204	602		375	507	300	530
HEA 4003...	1878	1596	546	504	375	507	300	530
HEA 4004...	2662	2380	595	595	375	507	350	540
HEA 4501...	1094	812			375	507	300	600
HEA 4502...	1878	1596	798		375	507	300	600
HEA 4503...	2662	2380	798	784	375	507	350	610
HEA 4504...	3446	3164	798	784	375	507	350	610
HEA 5001...	1165	850			455	498	400	765
HEA 5002...	2015	1700	850		455	498	400	765
HEA 5003...	2865	2550	850	850	455	498	450	765
HEA 5004...	3715	3400	850	850	455	498	450	760

HEA SERIES EVAPORATOR

EVAPORADORES SERIE HEA

Fin spacing, Espacio entre aletas 4 mm, with heater/ Con resistencia, $Rt \geq 0^\circ\text{C}$

Model / Modelo	Capacidad / Nominal Capacity (kw)		Capacity / Capacidad (kw)		Superficie/ Surface (m ²)	Tube Volume/ Volumen Interno (dm ³)	N.W/ Peso Neto (kg)	Connection/ Conexión (ø mm)	
	$t_e = -8^\circ\text{C}$	$t_e = -25^\circ\text{C}$	$t_e = -8^\circ\text{C}$	$t_e = -25^\circ\text{C}$				Inlet/ Entrada	Outlet/ Salida
	DT1=8K	DT1=7K	DT1=8K	DT1=7K					
HEA 2501 09 4D	1.67	1.05	1.45	1.00	8.3	1.4	12.1	12	16
HEA 2502 17 4D	3.43	2.19	2.98	2.09	16.7	2.8	20.9	12	19
HEA 2503 26 4D	5.20	3.34	4.52	3.18	25.1	4.2	29.5	12	22
HEA 2504 35 4D	7.10	4.88	6.17	4.65	33.5	5.6	38.3	12	22
HEA 2505 41 4D	8.88	5.92	7.72	5.64	41.8	7.0	47.1	15	28
HEA 2506 52 4D	10.51	6.80	9.14	6.48	50.2	8.5	55.8	15	28
HEA 3001 12 4D	2.70	1.83	2.35	1.74	11.1	1.9	14.7	12	19
HEA 3002 23 4D	5.50	3.73	4.78	3.55	22.3	3.8	25.5	12	22
HEA 3003 35 4D	8.28	5.64	7.20	5.37	33.5	5.6	36.1	12	22
HEA 3004 46 4D	10.93	7.04	9.50	6.70	44.6	7.5	46.8	15	28
HEA 3005 56 4D	13.78	9.01	11.98	8.58	55.8	9.4	57.6	15	28
HEA 3006 69 4D	16.17	10.17	14.06	9.69	67.0	11.3	68.3	15	28
HEA 3501 14 4D	3.78	2.66	3.29	2.53	13.9	2.3	18.5	12	19
HEA 3502 27 4D	7.65	5.42	6.65	5.16	27.9	4.7	33.0	12	22
HEA 3503 41 4D	11.43	7.49	9.94	7.13	41.8	7.0	47.4	15	22
HEA 3504 55 4D	15.50	10.66	13.48	10.15	55.8	9.4	61.8	15	28
HEA 3505 70 4D	19.19	12.63	16.69	12.03	69.7	11.7	76.3	15	35
HEA 3506 83 4D	22.34	14.08	19.43	13.41	83.7	14.1	90.7	15	35
HEA 4001 20 4D	5.77	3.97	5.02	3.78	19.9	3.4	23.6	12	19
HEA 4002 40 4D	11.49	7.80	9.99	7.43	39.0	6.6	42.3	12	28
HEA 4003 54 4D	15.42	9.86	13.41	9.39	52.1	8.8	57.3	15	28
HEA 4004 81 4D	23.12	15.76	20.10	15.01	78.1	13.2	80.4	15	35
HEA 4501 31 4D	8.96	5.62	7.79	5.35	29.7	5.0	30.9	12	22
HEA 4502 61 4D	18.27	11.58	15.89	11.03	59.5	10.0	56.5	15	28
HEA 4503 92 4D	28.41	19.32	24.70	18.40	89.3	15.0	82.0	15	35
HEA 4504 119 4D	36.92	23.53	32.10	22.41	119.1	20.0	107.4	22	42
HEA 5001 39 4D	11.68	7.29	10.16	6.94	37.8	6.4	51.9	15	28
HEA 5001 58 4D	15.71	10.98	13.66	10.46	56.6	9.5	61.4	15	28
HEA 5001 76 4D	17.14	11.03	14.9	10.5	75.5	12.7	61.9	22	35
HEA 5002 81 4D	24.27	15.17	21.10	14.45	78.1	13.2	95.5	22	35
HEA 5002 121 4D	32.53	21.92	28.29	20.88	117.2	19.7	114.9	22	35
HEA 5002 156 4D	35.44	22.98	30.82	21.89	156.2	26.3	125.4	28	54
HEA 5003 122 4D	38.76	26.00	33.70	24.76	119.7	20.1	139.5	28	42
HEA 5003 183 4D	46.62	28.62	40.54	27.26	179.5	30.2	168.9	28	42
HEA 5003 237 4D	54.86	37.45	47.7	35.67	237	39.9	190.5	28	76
HEA 5004 159 4D	48.28	30.27	41.98	28.83	158.9	26.7	162.1	28	54
HEA 5004 238 4D	62.55	39.67	54.39	37.78	238.3	40.1	207.8	28	67
HEA 5004 318 4D	71.42	46.42	62.1	44.21	317.7	53.5	251.6	35	76

*Marks: Optional model without heater available / Nota: Modelo opcional sin el calentador disponible.

*Evaporator for Glycol available / Evaporador con glicol disponible.

*Golden fins with highly anti-corrosion strength available / Aleta goldfin con alta resistencia a la corrosión disponible.

*Double trays available / Bandeja doble disponible.

*Fan shroud heater for versions with long nozzle are available / Resistencia de gel de sílice para motor de ventilador con boquilla larga disponible.

*S.S. casing available.

HEA SERIES EVAPORATOR

EVAPORADORES SERIE HEA

Electric data/ Datos eléctricos

Model/ Model	Axial Fans/ Ventilador con motor axial							Electric Defrost/ Desescarche Eléctrico		
	Diameter Diámetro (Φ mm)	Nº	Voltage/ Voltaje (V, 50Hz)	Power/ Potencia (W)	Current/ Intensidad (A)	Air Flow/ Volumen de Aire (m³/h)	Air Throw/ Tiro de Aire (m)	Coil/ Aletas (W)	Drain Pan/ Desagüe (W)	Total (W)
HEA 2501 09 4D	250	1	1~ 220	44	0.2	778	4	2 × 440	1 × 440	1320
HEA 2502 17 4D	250	2	1~ 220	88	0.4	1559	5	2 × 730	1 × 730	2190
HEA 2503 26 4D	250	3	1~ 220	132	0.6	2339	6	2 × 1030	1 × 1030	3090
HEA 2504 35 4D	250	4	1~ 220	176	0.8	3119	7	2 × 1310	1 × 1310	3930
HEA 2505 41 4D	250	5	1~ 220	220	1.0	3890	8	2 × 1600	1 × 1600	4800
HEA 2506 52 4D	250	6	1~ 220	264	1.2	4680	10	2 × 1890	1 × 1890	5670
HEA 3001 12 4D	300	1	1~ 220	72	0.3	1323	6	3 × 440	1 × 440	1760
HEA 3002 23 4D	300	2	1~ 220	144	0.6	2649	7	3 × 730	1 × 730	2920
HEA 3003 35 4D	300	3	1~ 220	216	1.0	3975	9	3 × 1030	1 × 1030	4120
HEA 3004 46 4D	300	4	1~ 220	288	1.3	5301	10	3 × 1310	1 × 1310	5240
HEA 3005 56 4D	300	5	1~ 220	360	1.5	6615	13	3 × 1600	1 × 1600	6400
HEA 3006 69 4D	300	6	1~ 220	432	1.9	7952	15	3 × 1890	1 × 1890	7560
HEA 3501 14 4D	350	1	1~ 220	130	0.6	1851	10	4 × 440	2 × 440	2640
HEA 3502 27 4D	350	2	1~ 220	260	1.2	3710	13	4 × 730	2 × 730	4380
HEA 3503 41 4D	350	3	1~ 220	390	1.7	5568	16	4 × 1030	2 × 1030	6180
HEA 3504 55 4D	350	4	1~ 220	520	2.3	7426	19	4 × 1310	2 × 1310	7860
HEA 3505 70 4D	350	5	1~ 220	650	3.0	9255	21	4 × 1600	2 × 1600	9600
HEA 3506 83 4D	350	6	1~ 220	780	3.5	11142	23	4 × 1890	2 × 1890	11340
HEA 4001 20 4D	400	1	1~ 220	160	0.7	3227	11	4 × 550	1 × 550	2750
HEA 4002 40 4D	400	2	1~ 220	320	1.5	6401	13	4 × 1030	1 × 1030	5150
HEA 4003 54 4D	400	3	1~ 220	480	2.2	9138	16	4 × 1310	1 × 1310	6550
HEA 4004 81 4D	400	4	1~ 220	640	2.9	12806	19	4 × 1890	1 × 1890	9450
HEA 4501 31 4D	450	1	1~ 220	580	2.5	5583	15	4 × 730	1 × 730	3650
HEA 4502 61 4D	450	2	1~ 220	1160	5.0	11172	18	4 × 1310	1 × 1310	6550
HEA 4503 92 4D	450	3	1~ 220	1740	7.5	16759	21	4 × 1890	1 × 1890	9450
HEA 4504 119 4D	450	4	1~ 220	2320	10.0	21991	23	4 × 2470	1 × 2470	12350
HEA 5001 39 4D	500	1	3~ 380	820	1.6	7656	20	6 × 730	1 × 730	5110
HEA 5001 58 4D	500	1	3~ 380	820	1.6	6928	17	7 × 730	2 × 730	6570
HEA 5001 76 4D	500	1	3~ 380	820	1.6	5700	14	8 × 730	2 × 730	7300
HEA 5002 81 4D	500	2	3~ 380	1640	3.2	15495	24	6 × 1400	1 × 1400	9800
HEA 5002 121 4D	500	2	3~ 380	1640	3.2	14076	20	7 × 1400	2 × 1400	12600
HEA 5002 156 4D	500	2	3~ 380	1640	3.2	11634	16	8 × 1400	2 × 1400	14000
HEA 5003 122 4D	500	3	3~ 380	2460	4.8	23409	29	6 × 2050	1 × 2050	14350
HEA 5003 183 4D	500	3	3~ 380	2460	4.8	21315	24	7 × 2050	2 × 2050	18450
HEA 5003 237 4D	500	3	3~ 380	2460	4.8	17576	19	8 × 2050	2 × 2050	20500
HEA 5004 159 4D	500	4	3~ 380	3280	6.4	27420	34	6 × 3390	1 × 3390	23730
HEA 5004 238 4D	500	4	3~ 380	3280	6.4	25044	29	7 × 3390	2 × 3390	30510
HEA 5004 318 4D	500	4	3~ 380	3280	6.4	23149	24	8 × 3390	2 × 3390	33900

HEA SERIES EVAPORATOR

EVAPORADORES SERIE HEA

