

HER Plus SERIES EVAPORATOR

EVAPORADORES SERIE HER Plus



Inner grooved copper tube

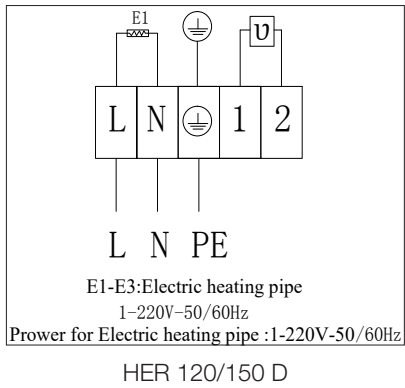


2024 EDITION

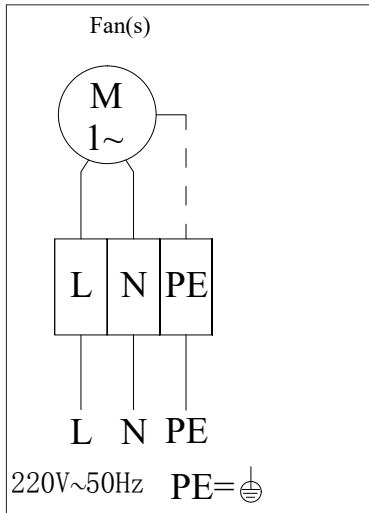
HER Plus SERIES EVAPORATOR

EVAPORADORES SERIE HER Plus

Defrost heating circuit diagram:/ Diagrama del circuito de calentamiento de descongelamiento:

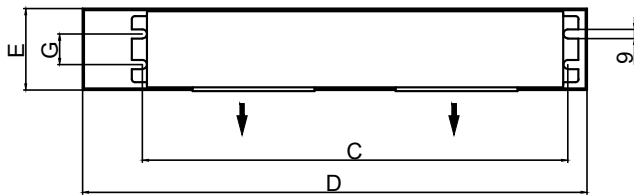
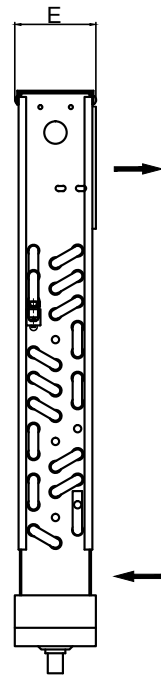
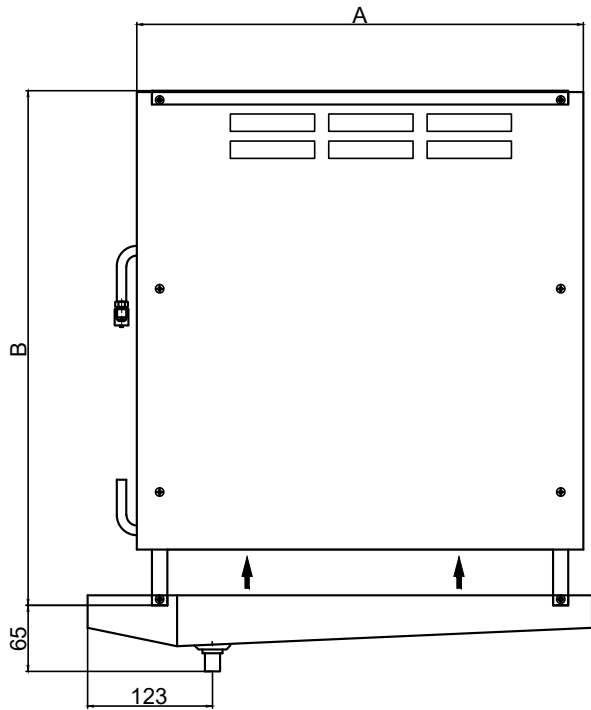


Fan motor circuit diagram:/ Diagrama del circuito del motor del ventilador:



HER Plus SERIES EVAPORATOR

EVAPORADORES SERIE HER Plus



Model / Modelo	Dimensions/Dimensiones(mm)					
	A	B	C	D	E	G
HER Plus 1202 1.19 4.5	390	330	368	446	80	30
HER Plus 1202 1.43 4.5	390	355	368	446	80	30
HER Plus 1202 1.91 4.5	390	405	368	446	80	30
HER Plus 1202 2.38 4.5	390	455	368	446	80	30
HER Plus 1202 3.29 4.5	440	505	418	496	80	30
HER Plus 1202 3.66 4.5	440	455	418	496	110	30
HER Plus 1502 4.39 4.5	450	535	428	506	110	30
HER Plus 1502 5.48 4.5	450	535	428	506	130	30

HER Plus SERIES EVAPORATOR

EVAPORADORES SERIE HER Plus

Fin spacing/ espacio entre aletas 4.5 mm, Rt_e≥0°C

Model / Modelo	Nominal Capacity / Capacidad Nominal (kw)	Capacity / Capacidad (kw)	Superficie/ Surface (m ²)	Tube Volume/ Volumen Interno (dm ³)	N.W/ Peso Neto (kg)	Connection/ Conexión (ø mm)	
	t _e = -8°C	t _e = -8°C				Inlet/ Entrada	Outlet/ Salida
	DT1=8K	DT1=8K					
HER Plus 1202 1.19 4.5T	0.49	0.43	1.2	0.3	3.3	9.52	9.52
HER Plus 1202 1.43 4.5T	0.56	0.49	1.4	0.4	3.7	9.52	9.52
HER Plus 1202 1.91 4.5T	0.68	0.59	1.9	0.5	4.1	9.52	9.52
HER Plus 1202 2.38 4.5T	0.76	0.66	2.4	0.6	4.6	9.52	9.52
HER Plus 1202 3.29 4.5T	0.85	0.74	3.3	0.9	5.5	9.52	9.52
HER Plus 1202 3.66 4.5T	0.92	0.80	3.6	1.0	5.8	9.52	9.52
HER Plus 1502 4.39 4.5T	1.15	1.00	4.5	1.2	7.7	12	12
HER Plus 1502 5.48 4.5T	1.30	1.13	5.6	1.5	8.7	12	12
HER Plus 1202 1.19 4.5B	0.49	0.43	1.2	0.3	3.3	9.52	9.52
HER Plus 1202 1.43 4.5B	0.56	0.49	1.4	0.4	3.7	9.52	9.52
HER Plus 1202 1.91 4.5B	0.68	0.59	1.9	0.5	4.1	9.52	9.52
HER Plus 1202 2.38 4.5B	0.76	0.66	2.4	0.6	4.6	9.52	9.52
HER Plus 1202 3.29 4.5B	0.85	0.74	3.3	0.9	5.5	9.52	9.52
HER Plus 1202 3.66 4.5B	0.92	0.80	3.6	1.0	5.8	9.52	9.52
HER Plus 1502 4.39 4.5B	1.15	1.00	4.5	1.2	7.7	12	12
HER Plus 1502 5.48 4.5B	1.30	1.13	5.6	1.5	8.7	12	12

*Marks: Optional model without heater available / Nota: Modelo opcional sin el calentador disponible.

*Golden fins with highly anti-corrosion strength available / Aleta goldfin con alta resistencia a la corrosión disponible.

Electric data/ Datos eléctricos

Model/ Modelo	Axial Fans/ Ventilador con motor axial							Electric Defrost/ Desescarche Eléctrico
	Diameter Diámetro (Φ mm)	Nº	Voltage/ Voltaje (V, 50Hz)	Power/ Potencia (W)	Current/ Intensidad (A)	Air Flow/ Volumen de Aire (m ³ /h)	Air Throw/ Tiro de Aire (m)	Total (W)
HER Plus 1202 1.19 4.5T	120	2	1~ 220	64	0.50	353	0.92	1 × 435
HER Plus 1202 1.43 4.5T	120	2	1~ 220	64	0.50	378	0.85	1 × 435
HER Plus 1202 1.91 4.5T	120	2	1~ 220	64	0.50	402	0.68	1 × 435
HER Plus 1202 2.38 4.5T	120	2	1~ 220	64	0.50	415	0.56	1 × 435
HER Plus 1202 3.29 4.5T	120	2	1~ 220	64	0.50	430	0.58	1 × 500
HER Plus 1202 3.66 4.5T	120	2	1~ 220	64	0.50	414	0.49	1 × 500
HER Plus 1502 4.39 4.5T	150	2	1~ 220	76	0.70	474	1.05	1 × 500
HER Plus 1502 5.48 4.5T	150	2	1~ 220	76	0.70	464	0.97	1 × 500
HER Plus 1202 1.19 4.5B	120	2	1~ 220	64	0.50	353	0.92	1 × 435
HER Plus 1202 1.43 4.5B	120	2	1~ 220	64	0.50	378	0.85	1 × 435
HER Plus 1202 1.91 4.5B	120	2	1~ 220	64	0.50	402	0.68	1 × 435
HER Plus 1202 2.38 4.5B	120	2	1~ 220	64	0.50	415	0.56	1 × 435
HER Plus 1202 3.29 4.5B	120	2	1~ 220	64	0.50	430	0.58	1 × 500
HER Plus 1202 3.66 4.5B	120	2	1~ 220	64	0.50	414	0.49	1 × 500
HER Plus 1502 4.39 4.5B	150	2	1~ 220	76	0.70	474	1.05	1 × 500
HER Plus 1502 5.48 4.5B	150	2	1~ 220	76	0.70	464	0.97	1 × 500

HER Plus SERIES EVAPORATOR

EVAPORADORES SERIE HER Plus

