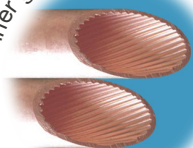


HER SERIES EVAPORATOR EVAPORADORES SERIE HER



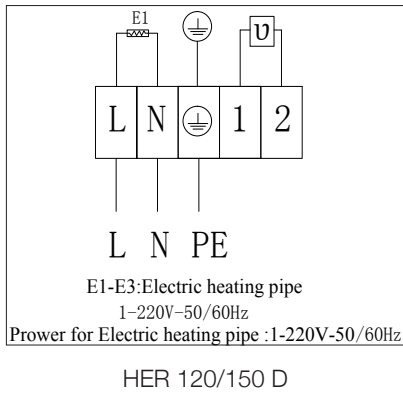
Inner grooved copper tube



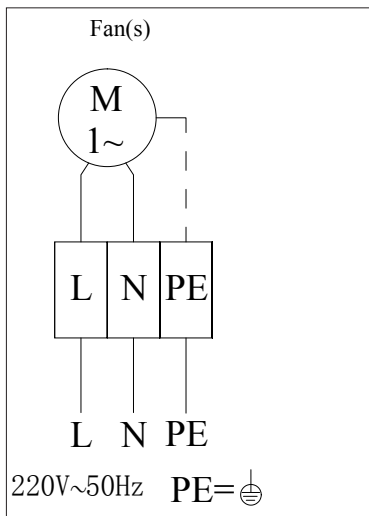
HER SERIES EVAPORATOR

EVAPORADORES SERIE HER

Defrost heating circuit diagram:/ Diagrama del circuito de calentamiento de descongelamiento:



Fan motor circuit diagram:/ Diagrama del circuito del motor del ventilador:



EVAPORATOR QUICK SELECTION TABLES

EVAPORADORES TABLA DE SELECCIÓN RÁPIDA

Cooling capacities as given in the tables are nominal capacities for wet conditions (Qn) in compliance with Eurovent regulations and **EN328**. These nominal values have been calculated from the standard (dry) condition Qst with the following formula: $Q_n = Q_{st} \times \text{correction factor}$.

Las capacidades de refrigeración indicadas en las tablas son capacidades nominales para condiciones húmedas (Qn) en conformidad con las normas Eurovent y **EN328**. Estos valores nominales se han calculado a partir de la condición estándar (seca) Qst con la siguiente fórmula: $Q_n = Q_{st} \times \text{factor de corrección}$.

Standard condition/ Condición estándar	Air inlet temp. / Temperatura de entrada de aire (°C)	Evaporating temp./ Temp. Evaporación (°C)	Relative humidity/ Humedad relativa	Correction factor/ Factor de corrección
SC1	10	0	85%	1.35
SC2	0	-8	85%	1.15
SC3	-18	-25	95%	1.05
SC4	-25	-31	95%	1.01

All nominal capacities are calculated with R404A. To get capacity with other refrigerants, multiply by the following correction factors R404A capacity in the same condition:

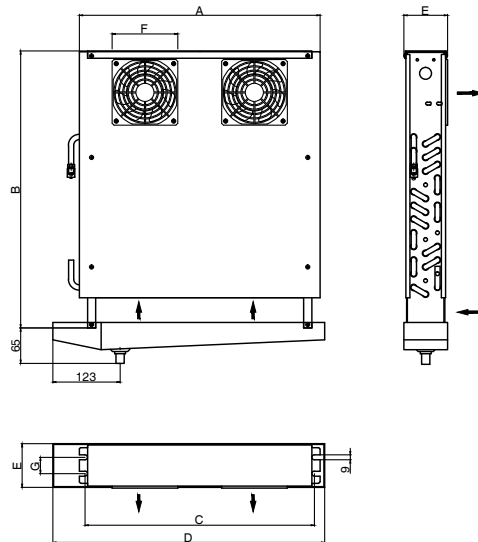
Todas las capacidades nominales se calculan con R404A. Para obtener capacidad con otros refrigerantes, multiplique por los siguientes factores de corrección la capacidad de R404A en la misma condición:

Refrigerant Refrigerante	Correction factors (dew-point) Factor de corrección (punto de rocío)			
	SC1	SC2	SC3	SC4
R407A	1.19	1.24	1.28	1.32
R407F	1.19	1.24	1.28	1.35
R507A	0.97	0.97	0.97	0.97
R22	0.97	0.97	0.97	0.97
R134a	0.93	0.91	0.85	-
R450A	0.93	0.92	0.88	0.84
R513A	0.92	0.91	0.89	0.87

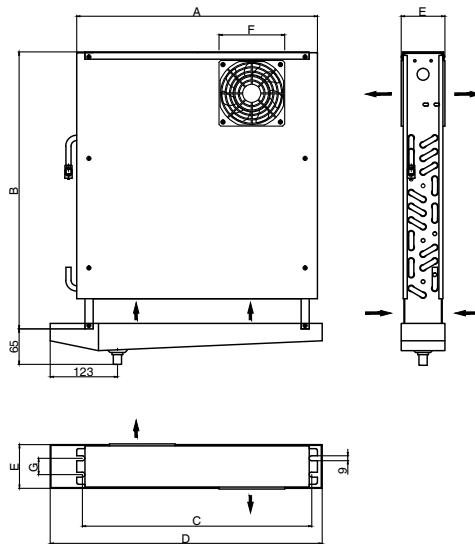
HER SERIES EVAPORATOR

EVAPORADORES SERIE HER

HER T Series



HER B Series



Model / Modelo	Dimensions/Dimensiones(mm)						
	A	B	C	D	E	F	G
HER 1202 1.19 4.5	390	330	368	446	80	120	30
HER 1202 1.43 4.5	390	355	368	446	80	120	30
HER 1202 1.91 4.5	390	405	368	446	80	120	30
HER 1202 2.38 4.5	390	455	368	446	80	120	30
HER 1202 3.29 4.5	440	505	418	496	80	120	30
HER 1202 3.66 4.5	440	455	418	496	110	120	30
HER 1502 4.39 4.5	440	535	418	496	110	150	30
HER 1502 5.48 4.5	440	535	418	496	130	150	30

HER SERIES EVAPORATOR

EVAPORADORES SERIE HER

Fin spacing/ espacio entre aletas 4.5 mm, $Rt \geq 0^\circ\text{C}$

Model / Modelo	Nominal Capacity / Capacidad Nominal (kw)	Capacity / Capacidad (kw)	Superficie/ Surface (m ²)	Tube Volume/ Volumen Interno (dm ³)	N.W/ Peso Neto (kg)	Connection/ Conexión (ø mm)	
	$t_e = -8^\circ\text{C}$	$t_e = -8^\circ\text{C}$				Inlet/ Entrada	Outlet/ Salida
	DT1=8K	DT1=8K					
HER 1202 1.19 4.5TD	0.32	0.28	1.19	0.35	3.0	9.52	9.52
HER 1202 1.43 4.5TD	0.36	0.31	1.43	0.45	3.3	9.52	9.52
HER 1202 1.91 4.5TD	0.40	0.35	1.91	0.59	3.8	9.52	9.52
HER 1202 2.38 4.5TD	0.44	0.38	2.38	0.64	4.4	9.52	9.52
HER 1202 3.29 4.5TD	0.46	0.40	3.29	0.84	5.4	9.52	9.52
HER 1202 3.66 4.5TD	0.53	0.46	3.66	0.98	6.8	9.52	9.52
HER 1502 4.39 4.5TD	0.98	0.85	4.39	1.12	7.2	12	12
HER 1502 5.48 4.5TD	1.04	0.90	5.48	1.41	8.1	12	12
HER 1202 1.19 4.5BD	0.32	0.28	1.19	0.35	3.0	9.52	9.52
HER 1202 1.43 4.5BD	0.36	0.31	1.43	0.45	3.3	9.52	9.52
HER 1202 1.91 4.5BD	0.40	0.35	1.91	0.59	3.8	9.52	9.52
HER 1202 2.38 4.5BD	0.44	0.38	2.38	0.64	4.4	9.52	9.52
HER 1202 3.29 4.5BD	0.46	0.40	3.29	0.84	5.4	9.52	9.52
HER 1202 3.66 4.5BD	0.53	0.46	3.66	0.98	6.8	9.52	9.52
HER 1502 4.39 4.5BD	0.98	0.85	4.39	1.12	7.2	12	12
HER 1502 5.48 4.5BD	1.04	0.90	5.48	1.41	8.1	12	12

*Marks: Optional model without heater available / Nota: Modelo opcional sin el calentador disponible.

*Golden fins with highly anti-corrosion strength available / Aleta goldfin con alta resistencia a la corrosión disponible.

Electric data/ Datos eléctricos

Model/ Modelo	Axial Fans/ Ventilador con motor axial							Electric Defrost/ Desescarche Eléctrico
	Diameter Diámetro (Φ mm)	Nº	Voltage/ Voltaje (V, 50Hz)	Power/ Potencia (W)	Current/ Intensidad (A)	Air Flow/ Volumen de Aire (m ³ /h)	Air Throw/ Tiro de Aire (m)	Total (W)
HER 1202 1.19 4.5TD	120	2	1~ 220	40	0.26	102	2.16	1 × 435
HER 1202 1.43 4.5TD	120	2	1~ 220	40	0.26	112	2.04	1 × 435
HER 1202 1.91 4.5TD	120	2	1~ 220	40	0.26	121	1.83	1 × 435
HER 1202 2.38 4.5TD	120	2	1~ 220	40	0.26	124	1.76	1 × 435
HER 1202 3.29 4.5TD	120	2	1~ 220	40	0.26	126	1.64	1 × 500
HER 1202 3.66 4.5TD	120	2	1~ 220	40	0.26	124	1.64	1 × 500
HER 1502 4.39 4.5TD	150	2	1~ 220	72	0.48	255	2.46	1 × 500
HER 1502 5.48 4.5TD	150	2	1~ 220	72	0.48	238	2.46	1 × 500
HER 1202 1.19 4.5BD	120	2	1~ 220	40	0.26	102	2.16	1 × 435
HER 1202 1.43 4.5BD	120	2	1~ 220	40	0.26	112	2.04	1 × 435
HER 1202 1.91 4.5BD	120	2	1~ 220	40	0.26	121	1.83	1 × 435
HER 1202 2.38 4.5BD	120	2	1~ 220	40	0.26	124	1.76	1 × 435
HER 1202 3.29 4.5BD	120	2	1~ 220	40	0.26	126	1.64	1 × 500
HER 1202 3.66 4.5BD	120	2	1~ 220	40	0.26	124	1.64	1 × 500
HER 1502 4.39 4.5BD	150	2	1~ 220	72	0.48	255	2.46	1 × 500
HER 1502 5.48 4.5BD	150	2	1~ 220	72	0.48	238	2.46	1 × 500

HER SERIES EVAPORATOR

EVAPORADORES SERIE HER

