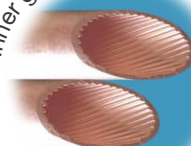


HEA SERIES EVAPORATOR EVAPORADORES SERIE HEA



Inner grooved copper tube

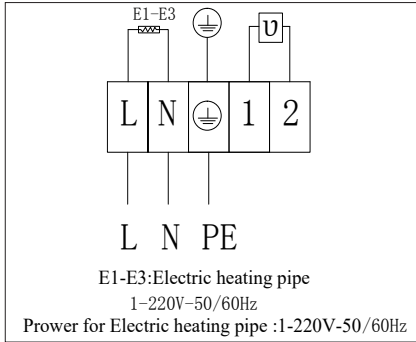


2024 EDITION

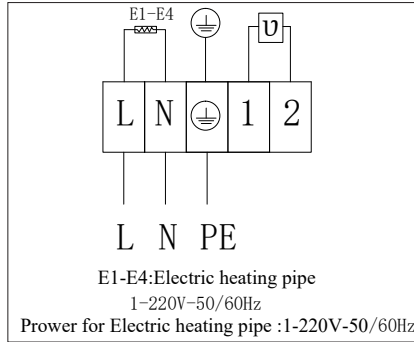
HEA SERIES EVAPORATOR

EVAPORADORES SERIE HEA

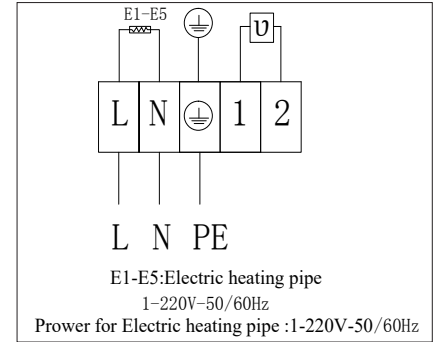
Defrost heating circuit diagram:/ Diagrama del circuito de calentamiento de descongelamiento:



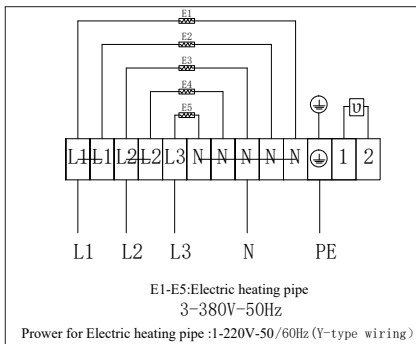
HEA 250 D



HEA 300 D

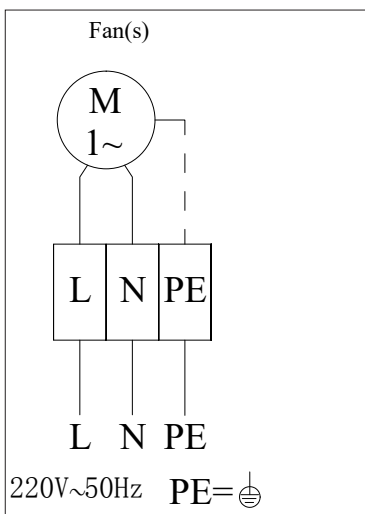


HEA 350/400 D



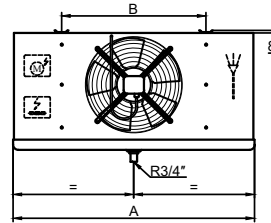
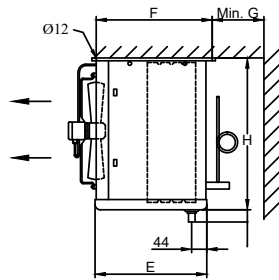
HEA 400/450 D

Fan motor circuit diagram:/ Diagrama del circuito del motor del ventilador:

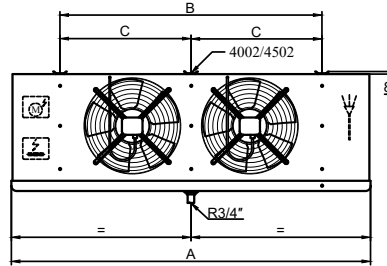


HEA SERIES EVAPORATOR

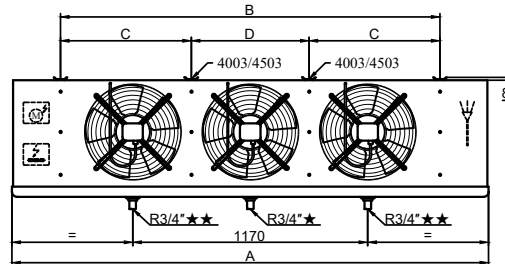
EVAPORADORES SERIE HEA



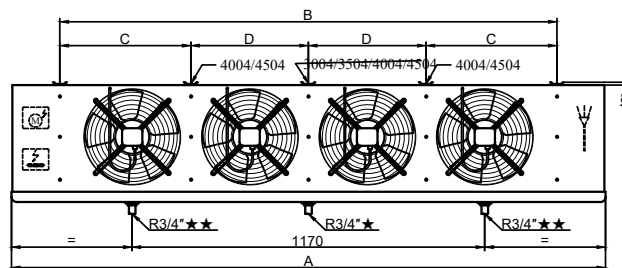
HEA
2501/3001/3501/4001/4501



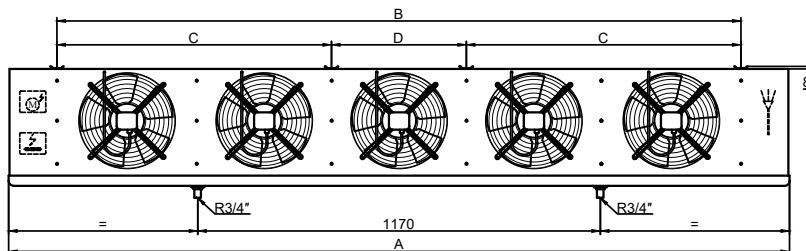
HEA
2502/3002/3502/4002/4502



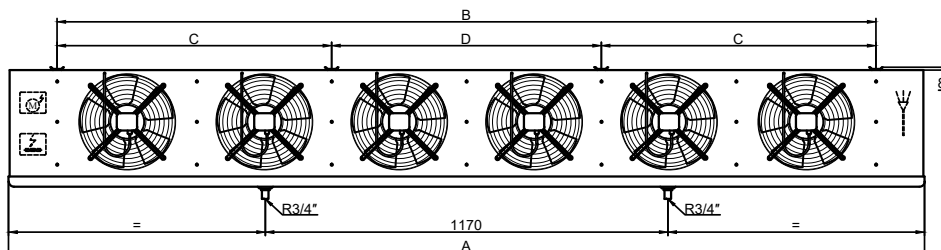
HEA
★2503/3003/3503/4003
★★4503



HEA
★2504/3004/3504
★★4004/4504



HEA
2505/3005/3505



HEA
2506/3006/3506

HEA SERIES EVAPORATOR

EVAPORADORES SERIE HEA

Model / Modelo	Dimensions/Dimensiones(mm)							
	A	B	C	D	E	F	G	H
HEA 2501...	702	420			375	507	200	350
HEA 2502...	1094	812			375	507	200	350
HEA 2503...	1486	1204			375	507	200	350
HEA 2504...	1878	1596	798		375	507	200	350
HEA 2505...	2270	1988	798	784	375	507	200	350
HEA 2506...	2662	2380	798	784	375	507	250	360
HEA 3001...	702	420			375	507	200	460
HEA 3002...	1094	812			375	507	200	460
HEA 3003...	1486	1204			375	507	250	460
HEA 3004...	1878	1596	798		375	507	250	460
HEA 3005...	2270	1988	798	784	375	507	250	460
HEA 3006...	2662	2380	798	784	375	507	300	470
HEA 3501...	702	420			455	507	200	460
HEA 3502...	1094	812			455	507	200	460
HEA 3503...	1486	1204			455	507	250	460
HEA 3504...	1878	1596	798		455	507	250	460
HEA 3505...	2270	1988	798	784	455	507	250	460
HEA 3506...	2662	2380	798	784	455	507	300	460
HEA 4001...	912	630			375	507	250	530
HEA 4002...	1486	1204	602		375	507	300	530
HEA 4003...	1878	1596	546	504	375	507	300	530
HEA 4004...	2662	2380	595	595	375	507	350	540
HEA 4501...	1094	812			375	507	300	600
HEA 4502...	1878	1596	798		375	507	300	600
HEA 4503...	2662	2380	798	784	375	507	350	610
HEA 4504...	3446	3164	798	784	375	507	350	610
HEA 5001...	1165	850			455	498	400	765
HEA 5002...	2015	1700	850		455	498	400	765
HEA 5003...	2865	2550	850	850	455	498	450	765
HEA 5004...	3715	3400	850	850	455	498	450	760

HEA SERIES EVAPORATOR

EVAPORADORES SERIE HEA

Fin spacing, Espacio entre aletas 6 mm, with heater/ Con resistencia, Rt_z-18°C

Model / Modelo	Capacidad / Nominal Capacity (kw)		Capacity / Capacidad (kw)		Superficie/ Surface (m ²)	Tube Volume/ Volumen Interno (dm ³)	N.W/ Peso Neto (kg)	Connection/ Conexión (ø mm)	
	t _e = -8°C	t _e = -25°C	t _e = -8°C	t _e = -25°C				Inlet/ Entrada	Outlet/ Salida
	DT1=8K	DT1=7K	DT1=8K	DT1=7K					
HEA 2501 06 6D	1.48	0.95	1.29	0.90	5.7	1.4	11.8	12	16
HEA 2502 11 6D	3.04	1.96	2.64	1.87	11.5	2.8	20.2	12	19
HEA 2503 17 6D	4.59	2.99	3.99	2.85	17.3	4.2	28.5	12	22
HEA 2504 23 6D	6.14	4.17	5.34	3.97	23.0	5.6	37.1	12	22
HEA 2505 29 6D	7.75	5.18	6.74	4.93	28.8	7.0	45.4	15	28
HEA 2506 35 6D	9.25	6.01	8.04	5.72	34.5	8.5	53.8	15	28
HEA 3001 08 6D	2.30	1.55	2.00	1.48	7.6	1.9	14.2	12	19
HEA 3002 15 6D	4.66	3.17	4.05	3.02	15.3	3.8	24.6	12	22
HEA 3003 23 6D	7.00	4.79	6.09	4.56	23.0	5.6	34.9	12	22
HEA 3004 31 6D	9.38	6.12	8.16	5.83	30.7	7.5	45.2	15	28
HEA 3005 38 6D	11.78	7.82	10.24	7.45	38.4	9.4	55.4	15	28
HEA 3006 46 6D	13.98	8.95	12.16	8.52	46.1	11.3	65.6	15	28
HEA 3501 10 6D	3.30	2.34	2.87	2.23	9.6	2.3	18.0	12	19
HEA 3502 19 6D	6.67	4.74	5.80	4.51	19.2	4.7	31.9	12	22
HEA 3503 28 6D	10.15	6.72	8.83	6.40	28.8	7.0	45.8	15	22
HEA 3504 38 6D	13.60	9.45	11.83	9.00	38.4	9.4	59.7	15	28
HEA 3505 48 6D	17.03	11.32	14.81	10.78	48.0	11.7	73.6	15	35
HEA 3506 57 6D	20.04	12.82	17.43	12.21	57.6	14.1	87.5	15	35
HEA 4001 13 6D	4.88	3.38	4.24	3.22	13.7	3.4	22.8	12	19
HEA 4002 27 6D	9.74	6.68	8.47	6.36	26.8	6.6	40.9	12	28
HEA 4003 36 6D	13.37	8.66	11.63	8.25	35.8	8.8	55.3	15	28
HEA 4004 54 6D	19.55	13.46	17.00	12.82	53.7	13.2	77.5	15	35
HEA 4501 20 6D	7.74	4.95	6.73	4.71	20.4	5.0	29.7	12	22
HEA 4502 41 6D	15.72	10.14	13.67	9.66	40.9	10.0	54.2	15	28
HEA 4503 61 6D	23.93	16.39	20.81	15.61	61.4	15.0	78.6	15	35
HEA 4504 82 6D	31.71	20.54	27.57	19.56	81.9	20.0	103.1	22	42
HEA 5001 26 6D	10.17	6.46	8.84	6.15	26.0	6.4	50.5	15	28
HEA 5001 39 6D	13.69	9.61	11.90	9.15	39.0	9.5	59.3	15	28
HEA 5001 52 6D	15.81	10.22	13.75	9.73	51.9	12.7	59.1	22	35
HEA 5002 54 6D	21.03	13.40	18.29	12.76	53.7	13.2	92.6	22	35
HEA 5002 81 6D	28.55	19.50	24.83	18.57	80.6	19.7	110.5	22	35
HEA 5002 108 6D	32.59	21.15	28.34	20.14	107.5	26.3	119.5	28	54
HEA 5003 82 6D	32.83	22.22	28.55	21.16	82.3	20.1	134.9	28	42
HEA 5003 122 6D	42.01	26.22	36.53	24.97	123.5	30.2	162.2	28	42
HEA 5003 163 6D	49.73	33.71	43.24	32.1	163	39.9	181.5	28	76
HEA 5004 109 6D	41.52	26.48	36.1	25.22	109.3	26.7	156	28	54
HEA 5004 164 6D	55.42	35.64	48.19	33.94	163.9	40.1	198.8	28	67
HEA 5004 219 6D	65.55	42.74	57	40.7	218.5	53.5	239.6	35	76

*Marks: Optional model without heater available / Nota: Modelo opcional sin el calentador disponible.

*Evaporator for Glycol available / Evaporador con glicol disponible.

*Golden fins with highly anti-corrosion strength available / Aleta goldfin con alta resistencia a la corrosión disponible.

*Double trays available / Bandeja doble disponible.

*Fan shroud heater for versions with long nozzle are available / Resistencia de gel de sílice para motor de ventilador con boquilla larga disponible.

*S.S. casing available.

HEA SERIES EVAPORATOR

EVAPORADORES SERIE HEA

Electric data/ Datos eléctricos

Model/ Model	Axial Fans/ Ventilador con motor axial							Electric Defrost/ Desescarche Eléctrico		
	Diameter Diámetro (Φ mm)	Nº	Voltage/ Voltaje (V, 50Hz)	Power/ Potencia (W)	Current/ Intensidad (A)	Air Flow/ Volumen de Aire (m³/h)	Air Throw/ Tiro de Aire (m)	Coil/ Aletas (W)	Drain Pan/ Desagüe (W)	Total (W)
HEA 2501 06 6D	250	1	1~ 220	44	0.2	826	4	2 × 440	1 × 440	1320
HEA 2502 11 6D	250	2	1~ 220	88	0.4	1652	5	2 × 730	1 × 730	2190
HEA 2503 17 6D	250	3	1~ 220	132	0.6	2478	6	2 × 1030	1 × 1030	3090
HEA 2504 23 6D	250	4	1~ 220	176	0.8	3305	7	2 × 1310	1 × 1310	3930
HEA 2505 29 6D	250	5	1~ 220	220	1.0	4130	8	2 × 1600	1 × 1600	4800
HEA 2506 35 6D	250	6	1~ 220	264	1.2	4957	10	2 × 1890	1 × 1890	5670
HEA 3001 08 6D	300	1	1~ 220	72	0.3	1386	6	3 × 440	1 × 440	1760
HEA 3002 15 6D	300	2	1~ 220	144	0.6	2774	7	3 × 730	1 × 730	2920
HEA 3003 23 6D	300	3	1~ 220	216	1.0	4162	9	3 × 1030	1 × 1030	4120
HEA 3004 31 6D	300	4	1~ 220	288	1.3	5550	11	3 × 1310	1 × 1310	5240
HEA 3005 38 6D	300	5	1~ 220	360	1.5	6930	13	3 × 1600	1 × 1600	6400
HEA 3006 46 6D	300	6	1~ 220	432	1.9	8326	15	3 × 1890	1 × 1890	7560
HEA 3501 10 6D	350	1	1~ 220	130	0.6	2010	10	4 × 440	2 × 440	2640
HEA 3502 19 6D	350	2	1~ 220	260	1.2	4027	14	4 × 730	2 × 730	4380
HEA 3503 28 6D	350	3	1~ 220	390	1.7	6043	16	4 × 1030	2 × 1030	6180
HEA 3504 38 6D	350	4	1~ 220	520	2.3	8060	20	4 × 1310	2 × 1310	7860
HEA 3505 48 6D	350	5	1~ 220	650	3.0	10050	22	4 × 1600	2 × 1600	9600
HEA 3506 57 6D	350	6	1~ 220	780	3.5	12093	24	4 × 1890	2 × 1890	11340
HEA 4001 13 6D	400	1	1~ 220	160	0.7	3372	11	4 × 550	1 × 550	2750
HEA 4002 27 6D	400	2	1~ 220	320	1.5	6695	14	4 × 1030	1 × 1030	5150
HEA 4003 36 6D	400	3	1~ 220	480	2.2	9631	16	4 × 1310	1 × 1310	6550
HEA 4004 54 6D	400	4	1~ 220	640	2.9	13394	19	4 × 1890	1 × 1890	9450
HEA 4501 20 6D	450	1	1~ 220	580	2.5	5805	15	4 × 730	1 × 730	3650
HEA 4502 41 6D	450	2	1~ 220	1160	5.0	11615	18	4 × 1310	1 × 1310	6550
HEA 4503 61 6D	450	3	1~ 220	1740	7.5	17423	22	4 × 1890	1 × 1890	9450
HEA 4504 82 6D	450	4	1~ 220	2320	10.0	23354	24	4 × 2470	1 × 2470	12350
HEA 5001 26 6D	500	1	3~ 380	820	1.6	7984	24	6 × 730	1 × 730	5110
HEA 5001 39 6D	500	1	3~ 380	820	1.6	7325	21	7 × 730	2 × 730	6570
HEA 5001 52 6D	500	1	3~ 380	820	1.6	6122	18	8 × 730	2 × 730	7300
HEA 5002 54 6D	500	2	3~ 380	1640	3.2	16136	24	6 × 1400	1 × 1400	9800
HEA 5002 81 6D	500	2	3~ 380	1640	3.2	14860	20	7 × 1400	2 × 1400	12600
HEA 5002 108 6D	500	2	3~ 380	1640	3.2	12416	16	8 × 1400	2 × 1400	14000
HEA 5003 82 6D	500	3	3~ 380	2460	4.8	24355	29	6 × 2050	1 × 2050	14350
HEA 5003 122 6D	500	3	3~ 380	2460	4.8	22481	24	7 × 2050	2 × 2050	18450
HEA 5003 163 6D	500	3	3~ 380	2460	4.8	18715	19	8 × 2050	2 × 2050	20500
HEA 5004 109 6D	500	4	3~ 380	3280	6.4	28322	34	6 × 3390	1 × 3390	23730
HEA 5004 164 6D	500	4	3~ 380	3280	6.4	26172	29	7 × 3390	2 × 3390	30510
HEA 5004 219 6D	500	4	3~ 380	3280	6.4	24623	24	8 × 3390	2 × 3390	33900

HEA SERIES EVAPORATOR

EVAPORADORES SERIE HEA

